


TEMPORARY STORAGE



Behlen temporary storage systems offer a cost-effective alternative for short-term grain storage. Temporary storage systems can be configured in a multitude of arrangements to fit the available space and adds profitability by maximizing the amount of grain you can store at harvest.

Built from heavy 14g material and hot dipped galvanized 3"x3" angle iron, these panels are designed to give many years of use. Wall systems come in 11.5' long sections in one or two panel heights, and are trapezoidal corrugated and perforated to provide both strength and air flow.



BEHLEN

GRAIN SYSTEMS

SOLUTIONS FOR ALL YOUR GRAIN STORAGE NEEDS





- COMMERCIAL STORAGE
- HOPPER STORAGE
- FARM STORAGE
- TEMPORARY STORAGE


WE OFFER


- Material Handling
- Aeration Packages
- Temperature Cable systems
- Unload & Power Sweeps



 P.O BOX 569
COLUMBUS, NE 68602-0569

 P 402-564-3111
F 402-563-7405

 www.behlengrainsystems.com
behlen@behlenmfg.com



For more than 85 years Behlen Mfg has focused on meeting customer needs. Through experience, dedication, and innovative designs, Behlen has and continues to develop the best grain storage systems in the marketplace.

COMMERCIAL STORAGE

HIGH QUALITY HIGH CAPACITY

Behlen's commercial line of bins are designed for high capacity operations and are backed by an extensive history of excellence in design, quality, and service.

Commercial bins are available in diameters from 49' all the way to 157' with capacities of 75,000 bushels to 2 million bushels.

**COMMERCIAL
GRAIN STORAGE**

BINS UP TO 2 MILLION BUSHELS

HOPPER STORAGE

COMMERCIAL HOPPER TANKS

Our commercial hopper tanks are available in diameters of 16' to 36' and capacities of 3,120 bushels to 56,612 bushels, you are sure to find the right size for your application.

We also offer farm duty bulk bins/feed tanks in 16' diameters with 45 degree hoppers. These bulk bins are a cost effective way to store smaller amounts of grain from 2,500 bushels to 4,296 bushels.

Couple these bulk bins with one of three standard structural supports for quick loading of semi-trailers.



FARM STORAGE

STIFFENED & UNSTIFFENED BINS

Behlen is keenly aware that on-farm storage requires the same quality, strength, and versatility as commercial operations. That's why our Heritage on-farm series bins not only meet but exceed the heavy demands of today's farming operations. Our unstiffened on-farm bins are available in diameters of 16' through 49' with capacities of 2,657 bushels to over 55,190 bushels.

The flat-sided, trapezoidal corrugation, offered as a standard design on all Behlen bins, insures greater strength, rigidity, and wind resistance than other types of corrugation.



COMMERCIAL SERIES

M15-M48 (49'-157') Capacities from 75,000 to 2 million bushels

Diameter 15 Meters (49' 3")

Model (dia. x eave ht. in meters)	Eave Height (ft/in)	Overall Height (ft/in)	Overall Height (meters)	Bushels* (maximum)
15x14	46' 1"	58' 11"	17.96	81,763
15x15	49' 4"	62' 2"	18.96	87,077
15x16	52' 8"	65' 6"	19.96	92,392
15x17	55' 11"	68' 9"	20.96	97,706
15x18	59' 3"	72' 2"	21.96	103,021
15x19	62' 6"	75' 4"	22.96	108,335
15x20	65' 9"	78' 7"	23.96	113,650
15x21	69' 0"	81' 11"	24.96	118,964
15x22	72' 4"	85' 2"	25.96	124,279
15x23	75' 8"	88' 5"	26.96	129,593
15x24	78' 11"	91' 9"	27.96	134,908
15x25	82' 2"	95' 0"	28.96	140,222
15x26	85' 6"	98' 3"	29.96	145,537
15x27	88' 9"	101' 7"	30.96	150,851
15x28	92' 0"	104' 10"	31.96	156,166
15x29	95' 3"	107' 3"	32.96	161,481
15x30	98' 6"	110' 6"	33.96	166,796

Diameter 17 Meters (55' 9")

Model (dia. x eave ht. in meters)	Eave Height (ft/in)	Overall Height (ft/in)	Overall Height (meters)	Bushels* (maximum)
17x13	42' 10"	57' 6"	17.53	99,400
17x14	46' 1"	60' 9"	18.53	106,227
17x15	49' 4"	64' 1"	19.53	113,053
17x16	52' 8"	67' 4"	20.53	119,879
17x17	55' 11"	70' 8"	21.53	126,705
17x18	59' 3"	73' 11"	22.53	133,531
17x19	62' 6"	77' 2"	23.53	140,357
17x20	65' 9"	80' 6"	24.53	147,184
17x21	69' 0"	83' 9"	25.53	154,010
17x22	72' 4"	87' 1"	26.53	160,836
17x23	75' 8"	90' 4"	27.53	167,662
17x24	78' 11"	93' 7"	28.53	174,488
17x25	82' 2"	96' 10"	29.53	181,314
17x26	85' 6"	100' 2"	30.53	188,141
17x27	88' 9"	103' 6"	31.53	194,967
17x28	92' 0"	106' 9"	32.53	201,793
17x29	95' 3"	110' 0"	33.53	208,619
17x30	98' 6"	113' 3"	34.53	215,445

Diameter 18 Meters (59' 1")

Model (dia. x eave ht. in meters)	Eave Height (ft/in)	Overall Height (ft/in)	Overall Height (meters)	Bushels* (maximum)
18x13	42' 10"	58' 6"	17.82	112,118
18x14	46' 1"	61' 9"	18.82	119,771
18x15	49' 4"	65' 1"	19.82	127,424
18x16	52' 8"	68' 4"	20.82	135,077
18x17	55' 11"	71' 7"	21.82	142,730
18x18	59' 3"	74' 11"	22.82	150,383
18x19	62' 6"	78' 2"	23.82	158,036
18x20	65' 9"	81' 5"	24.82	165,688
18x21	69' 0"	84' 9"	25.82	173,341
18x22	72' 4"	88' 0"	26.82	180,994
18x23	75' 8"	91' 3"	27.82	188,647
18x24	78' 11"	94' 7"	28.82	196,300
18x25	82' 2"	97' 10"	29.82	203,953
18x26	85' 6"	101' 2"	30.82	211,606
18x27	88' 9"	104' 5"	31.82	219,259
18x28	92' 0"	107' 8"	32.82	226,911
18x29	95' 3"	110' 11"	33.82	234,564
18x30	98' 6"	114' 3"	34.82	242,217

Diameter 19 Meters (62' 4")

Model (dia. x eave ht. in meters)	Eave Height (ft/in)	Overall Height (ft/in)	Overall Height (meters)	Bushels* (maximum)
19x13	42' 10"	59' 5"	18.11	125,546
19x14	46' 1"	62' 8"	19.11	134,073
19x15	49' 4"	66' 0"	20.11	142,600
19x16	52' 8"	69' 3"	21.11	151,126
19x17	55' 11"	72' 6"	22.11	159,653
19x18	59' 3"	75' 10"	23.11	168,180
19x19	62' 6"	79' 1"	24.11	176,707
19x20	65' 9"	82' 5"	25.11	185,234
19x21	69' 0"	85' 8"	26.11	193,760
19x22	72' 4"	89' 0"	27.11	202,287
19x23	75' 8"	92' 3"	28.11	210,814
19x24	78' 11"	95' 6"	29.11	219,341
19x25	82' 2"	98' 9"	30.11	227,868
19x26	85' 6"	102' 1"	31.11	236,394
19x27	88' 9"	105' 4"	32.11	244,921
19x28	92' 0"	108' 8"	33.11	253,448
19x29	95' 3"	111' 11"	34.11	261,975
19x30	98' 6"	115' 2"	35.11	270,503

Diameter 22 Meters (72' 2")

Model (dia. x eave ht. in meters)	Eave Height (ft/in)	Overall Height (ft/in)	Overall Height (meters)	Bushels* (maximum)
22x13	42' 10"	62' 3"	18.98	171,540
22x14	46' 1"	65' 7"	19.98	182,972
22x15	49' 4"	68' 10"	20.98	194,404
22x16	52' 8"	72' 1"	21.98	205,836
22x17	55' 11"	75' 5"	22.98	217,268
22x18	59' 3"	78' 8"	23.98	228,700
22x19	62' 6"	81' 11"	24.98	240,132
22x20	65' 9"	85' 3"	25.98	251,564
22x21	69' 0"	88' 6"	26.98	262,997
22x22	72' 4"	91' 10"	27.98	274,429
22x23	75' 8"	95' 1"	28.98	285,861
22x24	78' 11"	98' 4"	29.98	297,293
22x25	82' 2"	101' 8"	30.98	308,725
22x26	85' 6"	104' 11"	31.98	320,157
22x27	88' 9"	108' 2"	32.98	331,589
22x28	92' 0"	111' 6"	33.98	343,021
22x29	95' 3"	114' 9"	34.98	354,453
22x30	98' 6"	118' 0"	35.98	365,885

Diameter 24 Meters (78' 9")

Model (dia. x eave ht. in meters)	Eave Height (ft/in)	Overall Height (ft/in)	Overall Height (meters)	Bushels* (maximum)
24x13	42' 10"	64' 2"	19.56	206,559
24x14	46' 1"	67' 5"	20.56	220,165
24x15	49' 4"	70' 9"	21.56	233,770
24x16	52' 8"	74' 0"	22.56	247,375
24x17	55' 11"	77' 3"	23.56	260,980
24x18	59' 3"	80' 7"	24.56	274,585
24x19	62' 6"	83' 10"	25.56	288,190
24x20	65' 9"	87' 2"	26.56	301,795
24x21	69' 0"	90' 5"	27.56	315,400
24x22	72' 4"	93' 8"	28.56	329,005
24x23	75' 8"	97' 0"	29.56	342,610
24x24	78' 11"	100' 3"	30.56	356,216
24x25	82' 2"	103' 6"	31.56	369,821
24x26	85' 6"	106' 10"	32.56	383,426
24x27	88' 9"	110' 1"	33.56	397,031
24x28	92' 0"	113' 5"	34.56	410,636
24x29	95' 3"	116' 8"	35.56	424,241
24x30	98' 6"	119' 11"	36.56	437,846

FARM SERIES

UNSTIFFENED HERITAGE SERIES

M5-M15 (16'-49') Capacities from 2,657 to 55,190 bushels

Diameter 5 Meters (16' 5")

Model	Eave Height (ft/in)	Overall Height (ft/in)	Overall Height (meters)	Bushels* (maximum)
5x4	13' 3"	17' 11"	5.47	2,657
5x5	16' 6"	21' 3"	6.47	3,248
5x6	19' 10"	24' 6"	7.47	3,838
5x7	23' 1"	27' 10"	8.47	4,429
5x8	26' 4"	31' 1"	9.47	5,019
5x9	29' 8"	34' 4"	10.47	5,610

Diameter 6 Meters (19' 8")

Model	Eave Height (ft/in)	Overall Height (ft/in)	Overall Height (meters)	Bushels* (maximum)
6x4	13' 3"	18' 11"	5.78	3,902
6x5	16' 6"	22' 3"	6.78	4,752
6x6	19' 10"	25' 6"	7.78	5,602
6x7	23' 1"	28' 10"	8.78	6,453
6x8	26' 4"	32' 1"	9.78	7,303
6x9	29' 8"	35' 4"	10.78	8,153

Diameter 7 Meters (22' 11")

Model	Eave Height (ft/in)	Overall Height (ft/in)	Overall Height (meters)	Bushels* (maximum)
7x4	13' 3"	19' 10"	6.04	5,413
7x5	16' 6"	23' 1"	7.04	6,571
7x6	19' 10"	26' 5"	8.04	7,728
7x7	23' 1"	29' 8"	9.04	8,886
7x8	26' 4"	32' 11"	10.04	10,043
7x9	29' 8"	36' 3"	11.04	11,200

Diameter 8 Meters (26' 3")

Model	Eave Height (ft/in)	Overall Height (ft/in)	Overall Height (meters)	Bushels* (maximum)
8x4	13' 3"	20' 9"	6.33	7,205
8x5	16' 6"	24' 1"	7.33	8,716
8x6	19' 10"	27' 4"	8.33	10,228
8x7	23' 1"	30' 7"	9.33	11,740
8x8	26' 4"	33' 11"	10.33	13,251
8x9	29' 8"	37' 2"	11.33	14,763

Diameter 9 Meters (29' 6")

Model	Eave Height (ft/in)	Overall Height (ft/in)	Overall Height (meters)	Bushels* (maximum)
9x4	13' 3"	21' 9"	6.64	9,288
9x5	16' 6"	25' 1"	7.64	11,201
9x6	19' 10"	28' 4"	8.64	13,144
9x7	23' 1"	31' 7"	9.64	15,028
9x8	26' 4"	34' 11"	10.64	16,941
9x9	29' 8"	38' 2"	11.64	18,854

Diameter 10 Meters (32' 10")

Model	Eave Height (ft/in)	Overall Height (ft/in)	Overall Height (meters)	Bushels* (maximum)
10x4	13' 3"	22' 8"	6.91	11,676
10x5	16' 6"	25' 11"	7.91	14,038
10x6	19' 10"	29' 3"	8.91	16,400
10x7	23' 1"	32' 6"	9.91	18,762
10x8	26' 4"	35' 9"	10.91	21,124
10x9	29' 8"	39' 1"	11.91	23,486

Diameter 11 Meters (36' 1")

Model	Eave Height (ft/in)	Overall Height (ft/in)	Overall Height (meters)	Bushels* (maximum)
11x4	13' 3"	23' 2"	7.06	14,381
11x5	16' 6"	26' 5"	8.06	17,239
11x6	19' 10"	29' 9"	9.06	20,097
11x7	23' 1"	33' 0"	10.06	22,955
11x8	26' 4"	36' 3"	11.06	25,813
11x9	29' 8"	39' 7"	12.06	28,671

Diameter 13 Meters (42' 8")

Model	Eave Height (ft/in)	Overall Height (ft/in)	Overall Height (meters)	Bushels* (maximum)
13x4	13' 3"	25' 2"	7.67	20,793
13x5	16' 6"	28' 5"	8.67	24,785
13x6	19' 10"	31' 9"	9.67	28,777
13x7	23' 1"	35' 0"	10.67	32,769
13x8	26' 4"	38' 3"	11.67	36,760
13x9	29' 8"	41' 7"	12.67	40,752

Diameter 15 Meters (49' 3")

Model	Eave Height (ft/in)	Overall Height (ft/in)	Overall Height (meters)	Bushels* (maximum)
15x4	13' 3"	26' 2"	7.98	28,626
15x5	16' 6"	29' 5"	8.98	33,940
15x6	19' 10"	32' 9"	9.98	39,255
15x7	23' 1"	36' 0"	10.98	44,569
15x8	26' 4"	39' 3"	11.98	49,884
15x9	29' 8"	42' 6"	12.98	55,190

FARM SERIES

STIFFENED

M9-M15 (29'-49') Capacities from 19,000 to 135,000 bushels

Diameter 9 Meters (29' 6")

Model	Eave Height (ft/in)	Overall Height (ft/in)	Overall Height (meters)	Bushel Capacity*
9x9	29' 8"	38' 8"	11.62	18,845
9x10	32' 11"	41' 5"	12.62	20,767
9x11	36' 3"	44' 9"	13.62	22,681
9x12	39' 6"	48' 0"	14.62	24,594
9x13	42' 10"	51' 4"	15.62	26,507
9x14	46' 1"	54' 7"	16.62	28,420
9x15	49' 4"	57' 10"	17.62	30,333
9x16	52' 8"	61' 2"	18.62	32,247
9x17	55' 11"	64' 5"	19.62	34,160
9x18	59' 3"	67' 9"	20.62	36,073
9x19	62' 6"	71' 0"	21.62	37,986
9x20	65' 9"	74' 3"	22.62	39,899
9x21	69' 0"	77' 6"	23.62	41,813
9x22	72' 4"	80' 9"	24.62	43,726
9x23	75' 8"	84' 1"	25.62	45,639
9x24	78' 11"	87' 3"	26.62	47,552

Diameter 10 Meters (32' 10")

Model	Eave Height (ft/in)	Overall Height (ft/in)	Overall Height (meters)	Bushel Capacity*
10x9	29' 8"	38' 8"	11.78	23,486
10x10	32' 11"	41' 11"	12.78	25,848
10x11	36' 3"	44' 2"	13.78	28,210
10x12	39' 6"	48' 6"	14.78	30,572
10x13	42' 10"	51' 9"	15.78	32,934
10x14	46' 1"	55' 0"	16.78	35,296
10x15	49' 4"	58' 4"	17.78	37,658
10x16	52' 8"	61' 7"	18.78	40,020
10x17	55' 11"	64' 11"	19.78	42,382
10x18	59' 3"	68' 9"	20.78	44,744
10x19	62' 6"	71' 6"	21.78	47,106
10x20	65' 9"	74' 9"	22.78	49,468
10x21	69' 0"	78' 0"	23.78	51,830
10x22	72' 4"	81' 4"	24.78	54,192
10x23	75' 8"	84' 7"	25.78	56,554
10x24	78' 11"	87' 11"	26.78	58,916

Diameter 11 Meters (36' 1")

Model	Eave Height (ft/in)	Overall Height (ft/in)	Overall Height (meters)	Bushel Capacity*
11x9	29' 8"	39' 7"	12.07	28,671
11x10	32' 11"	42' 10"	13.07	31,529
11x11	36' 3"	46' 1"	14.07	34,387
11x12	39' 6"	49' 5"	15.07	37,245
11x13	42' 10"	52' 8"	16.07	40,103
11x14	46' 1"	55' 11"	17.07	42,961
11x15	49' 4"	59' 3"	18.07	45,819
11x16	52' 8"	62' 6"	19.07	48,677
11x17	55' 11"	65' 10"	20.07	51,535
11x18	59' 3"	69' 1"	21.07	54,393
11x19	62' 6"	72' 4"	22.07	57,251
11x20	65' 9"	75' 8"	23.07	60,109
11x21	69' 0"	78' 11"	24.07	62,967
11x22	72' 4"	82' 2"	25.07	65,825
11x23	75' 8"	85' 5"	26.07	68,683
11x24	78' 11"	88' 10"	27.07	71,541

Diameter 13 Meters (42' 8")

Model	Eave Height (ft/in)	Overall Height (ft/in)	Overall Height (meters)	Bushel Capacity*
13x9	29' 8"	41' 6"	2.65	40,752
13x10	32' 11"	44' 10"	3.65	44,744
13x11	36' 3"	48' 1"	4.65	48,736
13x12	39' 6"	51' 5"	5.65	52,727
13x13	42' 10"	54' 7"	6.65	56,719
13x14	46' 1"	57' 11"	7.65	60,711
13x15	49' 4"	61' 3"	8.65	64,703
13x16	52' 8"	64' 6"	9.65	68,694
13x17	55' 11"	67' 10"	20.65	72,686
13x18	59' 3"	71' 1"	21.65	76,678
13x19	62' 6"	74' 4"	22.65	80,670
13x20	65' 9"	77' 8"	23.65	84,662
13x21	69' 0"	80' 11"	24.65	88,653
13x22	72' 4"	84' 2"	25.65	92,645
13x23	75' 8"	87' 5"	26.65	96,637
13x24	78' 11"	90' 8"	27.65	100,629

Diameter 15 Meters (49' 3")

Model	Eave Height (ft/in)	Overall Height (ft/in)	Overall Height (meters)	Bushel Capacity*
15x9	29' 8"	42' 6"	12.96	55,190
15x10	32' 11"	45' 10"	13.96	60,505
15x11	36' 3"	49' 1"	14.96	65,819
15x12	39' 6"	52' 4"	15.96	71,134
15x13	42' 10"	55' 8"	16.96	76,448
15x14	46' 1"	58' 11"	17.96	81,763
15x15	49' 4"	62' 2"	18.96	87,077
15x16	52' 8"	65' 6"	19.96	92,392
15x17	55' 11"	68' 9"	20.96	97,706
15x18	59' 3"	72' 0"	21.96	103,021
15x19	62' 6"	75' 4"	22.96	108,335
15x20	65' 9"	78' 7"	23.96	113,650
15x21	69' 0"	81' 11"	24.96	118,964
15x22	72' 4"	85' 2"	25.96	124,279
15x23	75' 8"	88' 5"	26.96	129,593
15x24	78' 11"	91' 9"	27.96	134,908

COMMERCIAL HOPPER TANKS

M5-M11 (16' 5" - 36' 1")

Diameter 5 Meters (16' 5") 45° Hopper Angle

Model	Eave Height (ft/in)	Overall Height (ft/in)	Eave Height (meters)	Overall Height (meters)	Bushel Capacity*
5x4	23' 4"	27' 11"	7.12	8.52	3,120
5x5	26' 7"	31' 3"	8.12	9.52	3,708
5x6	29' 11"	34' 6"	9.12	10.52	4,296
5x7	33' 2"	37' 10"	10.12	11.52	4,884
5x8	36' 5"	41' 1"	11.12	12.52	5,472
5x9	39' 9"	44' 4"	12.12	13.52	6,060
5x10	43' 0"	47' 8"	13.12	14.52	6,648
5x11	46' 3"	50' 11"	14.12	15.52	7,236
5x12	49' 7"	54' 3"	15.12	16.52	7,824
5x13	52' 10"	57' 6"	16.12	17.52	8,412
5x14	56' 1"	60' 9"	17.12	18.52	9,000
5x15	59' 5"	64' 0"	18.12	19.52	9,588
5x16	62' 8"	67' 4"	19.12	20.52	10,176
5x17	66' 0"	70' 7"	20.12	21.52	10,764

Diameter 5 Meters (16' 5") 60° Hopper Angle

Model	Eave Height (ft/in)	Overall Height (ft/in)	Eave Height (meters)	Overall Height (meters)	Bushel Capacity*
5x4	28' 3"	32' 10"	8.61	10.01	3,476
5x5	31' 6"	36' 2"	9.61	11.01	4,066
5x6	34' 10"	39' 5"	10.61	12.01	4,657
5x7	38' 1"	42' 8"	11.61	13.01	5,247
5x8	41' 5"	46' 0"	12.61	14.01	5,838
5x9	44' 8"	49' 3"	13.61	15.01	6,428
5x10	47' 11"	52' 6"	14.61	16.01	7,019
5x11	51' 3"	55' 10"	15.61	17.01	1,609
5x12	54' 6"	59' 1"	16.61	18.01	8,200
5x13	57' 9"	62' 4"	17.61	19.01	8,790
5x14	61' 1"	65' 8"	18.61	20.01	9,381
5x15	64' 4"	68' 11"	19.61	21.01	9,971
5x16	67' 7"	72' 3"	20.61	22.01	10,562
5x17	70' 10"	75' 6"	21.61	23.01	11,152

Diameter 7 Meters (22' 11") 45° Hopper Angle

Model	Eave Height (ft/in)	Overall Height (ft/in)	Eave Height (meters)	Overall Height (meters)	Bushel Capacity*
7x4	26' 8"	33' 2"	8.12	10.09	6,704
7x5	29' 11"	36' 5"	9.12	11.09	7,856
7x6	33' 3"	39' 9"	10.12	12.09	9,009
7x7	36' 9"	43' 0"	11.12	13.09	10,161
7x8	39' 9"	46' 3"	12.12	14.09	11,314
7x9	43' 2"	49' 7"	13.12	15.09	12,466
7x10	46' 4"	52' 10"	14.12	16.09	13,618
7x11	49' 7"	56' 1"	15.12	17.09	14,618
7x12	52' 11"	59' 5"	16.12	18.09	15,922
7x13	56' 2"	62' 8"	17.12	19.09	17,074
7x14	59' 5"	65' 11"	18.12	20.09	18,226
7x15	62' 9"	69' 2"	19.12	21.09	19,378
7x16	66' 0"	72' 6"	20.12	22.09	20,530
7x17	69' 3"	75' 9"	21.12	23.09	21,682

Diameter 7 Meters (22' 11") 50° Hopper Angle

Model	Eave Height (ft/in)	Overall Height (ft/in)	Eave Height (meters)	Overall Height (meters)	Bushel Capacity*
7x4	28' 8"	35' 2"	8.74	10.71	6,957
7x5	32' 0"	38' 5"	9.74	11.71	8,114
7x6	35' 3"	41' 8"	10.74	12.71	9,271
7x7	38' 6"	45' 0"	11.74	13.71	10,429
7x8	41' 9"	48' 3"	12.74	14.71	11,580
7x9	45' 1"	51' 6"	13.74	15.71	12,744
7x10	48' 4"	54' 10"	14.74	16.71	13,901
7x11	51' 8"	58' 1"	15.74	17.71	15,058
7x12	54' 11"	61' 5"	16.74	18.71	16,216
7x13	58' 2"	64' 8"	17.74	19.71	17,373
7x14	61' 6"	68' 0"	18.74	20.71	18,530
7x15	64' 9"	71' 3"	19.74	21.71	19,688
7x16	68' 1"	74' 6"	20.74	22.71	20,845
7x17	71' 4"	77' 9"	21.74	23.71	22,003

Diameter 9 Meters (29' 6") 40° Hopper Angle

Model	Eave Height (ft/in)	Overall Height (ft/in)	Eave Height (meters)	Overall Height (meters)	Bushel Capacity*
9x4	28' 6"	36' 10"	8.68	11.23	11,546
9x5	31' 10"	40' 2"	9.68	12.23	13,452
9x6	35' 1"	43' 5"	10.68	13.23	15,357
9x7	38' 4"	46' 9"	11.68	14.23	17,262
9x8	41' 8"	50' 0"	12.68	15.23	19,167
9x9	45' 0"	53' 3"	13.68	16.23	21,072
9x10	48' 3"	56' 7"	14.68	17.23	22,977
9x11	51' 6"	59' 10"	15.68	18.23	24,882
9x12	54' 9"	63' 1"	16.68	19.23	26,787
9x13	58' 1"	66' 5"	17.68	20.23	28,693
9x14	61' 4"	69' 8"	18.68	21.23	30,598
9x15	64' 8"	72' 11"	19.68	22.23	32,503
9x16	67' 10"	76' 2"	20.68	23.23	34,408
9x17	71' 2"	79' 6"	21.68	24.23	36,313

Diameter 9 Meters (29' 6") 45° Hopper Angle

Model	Eave Height (ft/in)	Overall Height (ft/in)	Eave Height (meters)	Overall Height (meters)	Bushel Capacity*
9x4	30' 9"	39' 2"	9.38	11.93	12,049
9x5	34' 0"	42' 5"	10.38	12.93	13,962
9x6	37' 4"	45' 9"	11.38	13.93	15,875
9x7	40' 7"	49' 0"	12.38	14.93	17,788
9x8	43' 10"	52' 4"	13.38	15.93	19,702
9x9	47' 2"	55' 7"	14.38	16.93	21,615
9x10	50' 5"	58' 10"	15.38	17.93	23,528
9x11	53' 8"	62' 2"	16.38	18.93	25,441
9x12	56' 11"	65' 5"	17.38	19.93	27,355
9x13	60' 3"	68' 8"	18.38	20.93	29,268
9x14	63' 7"	71' 11"	19.38	21.93	31,181
9x15	66' 10"	75' 3"	20.38	22.93	33,094
9x16	70' 1"	78' 6"	21.38	23.93	35,007
9x17	73' 5"	81' 10"	22.38	24.93	36,921

COMMERCIAL HOPPER TANKS (continued)

M5-M11 (16' 5" - 36' 1")

Diameter 9 Meters (29' 6") 50° Hopper Angle

Model	Eave Height (ft/in)	Overall Height (ft/in)	Eave Height (meters)	Overall Height (meters)	Bushel Capacity*
9x4	33' 4"	41' 9"	10.17	12.72	12,599
9x5	36' 8"	45' 0"	11.17	13.72	14,512
9x6	39' 11"	48' 3"	12.17	14.72	16,426
9x7	43' 3"	51' 7"	13.17	15.72	18,339
9x8	46' 6"	54' 10"	14.17	16.72	20,252
9x9	49' 9"	58' 2"	15.17	17.72	22,165
9x10	53' 1"	61' 5"	16.17	18.72	24,078
9x11	56' 4"	64' 8"	18.17	19.72	25,992
9x12	59' 7"	68' 0"	19.17	20.72	27,905
9x13	62' 11"	71' 3"	20.17	21.72	29,818
9x14	66' 2"	74' 6"	21.17	22.72	31,731
9x15	69' 5"	77' 10"	22.17	23.72	33,645
9x16	72' 9"	81' 1"	23.17	24.72	35,558
9x17	76' 0"	84' 5"	24.17	25.72	37,471

Diameter 11 Meters (36' 1") 40° Hopper Angle

Model	Eave Height (ft/in)	Overall Height (ft/in)	Eave Height (meters)	Overall Height (meters)	Bushel Capacity*
11x4	30' 9"	40' 7"	9.39	12.38	18,164
11x5	34' 1"	43' 11"	10.39	13.38	21,472
11x6	37' 4"	47' 2"	11.39	14.38	24,330
11x7	40' 8"	50' 6"	12.39	15.38	27,188
11x8	43' 11"	53' 9"	13.39	16.38	30,046
11x9	47' 2"	57' 0"	14.39	17.38	32,904
11x10	50' 6"	60' 4"	15.39	18.38	35,762
11x11	53' 9"	63' 7"	16.39	19.38	38,620
11x12	57' 0"	66' 10"	17.39	20.38	41,478
11x13	60' 4"	70' 2"	18.39	21.38	44,336
11x14	63' 7"	73' 5"	19.39	22.38	47,194
11x15	66' 11"	76' 8"	20.39	23.38	50,052
11x16	70' 2"	80' 0"	21.39	24.38	52,910
11x17	73' 5"	83' 3"	22.39	25.38	55,768

Diameter 11 Meters (36' 1") 45° Hopper Angle

Model	Eave Height (ft/in)	Overall Height (ft/in)	Eave Height (meters)	Overall Height (meters)	Bushel Capacity*
11x4	33' 10"	43' 7"	10.30	13.30	19,457
11x5	37' 1"	46' 11"	11.30	14.30	22,315
11x6	40' 4"	50' 2"	12.30	15.30	25,173
11x7	43' 8"	53' 6"	13.30	16.30	28,031
11x8	46' 11"	56' 9"	14.30	17.30	30,889
11x9	50' 2"	60' 0"	15.30	18.30	33,747
11x10	53' 6"	63' 4"	16.30	19.30	36,605
11x11	56' 9"	66' 7"	17.30	20.30	39,463
11x12	60' 0"	69' 11"	18.30	21.30	42,321
11x13	63' 4"	73' 2"	19.30	22.30	45,180
11x14	66' 7"	76' 5"	20.30	23.30	48,038
11x15	69' 11"	79' 9"	21.30	24.30	50,896
11x16	73' 2"	83' 0"	22.30	25.30	53,754
11x17	76' 5"	86' 3"	23.30	26.30	56,612

5M BULK BIN / FEED TANKS & STRUCTURES

Diameter 5 Meters (16' 5") 45° Hopper Angle

Model	Eave Height (ft/in)	Overall Height (ft/in)	Eave Height (meters)	Overall Height (meters)	Bushel Capacity*
5x3	20' 4"	24' 6"	6.19	7.47	2,532
5x4	23' 7"	27' 9"	7.19	8.47	3,120
5x5	26' 11"	31' 1"	8.19	9.47	3,708
5x6	30' 2"	34' 4"	9.19	10.47	4,296

STRUCTURALS

Available in three sizes

18' wide x 16' tall

18' wide x 24' tall

20' wide x 16' tall

